



Third through fifth grade art activity



In step one make a border on your paper like this.

@kawonjonesdotcom

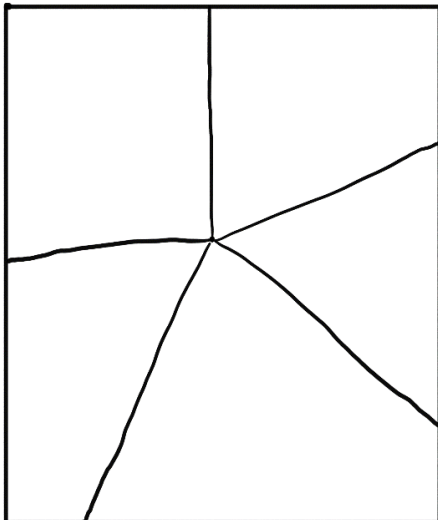
***Optical illusion art***



In step two place a dot in the center of your paper.

@kawonjonesdotcom

***Optical illusion art***




In step three draw 5 lines going away from the center point to the edge of the paper.

@kawonjonesdotcom

***Optical illusion art***


Third through fifth grade art activity



In step four add curved line around the point like a spider web.

@kawonjonesdotcom


***Optical illusion art***



In step five finish adding in the curved web line until your paper looks like this.

@kawonjonesdotcom

***Optical illusion art***



@kawonjonesdotcom

***Optical illusion art***

Third through fifth grade art activity

Optical illusion art